

Make Your Own Tradition Zine

Using a zine (a small book) you're going to be making your own tradition!

Use the materials list and guiding questions but also don't be afraid to get creative and do what feels best for your tradition.

Materials List:

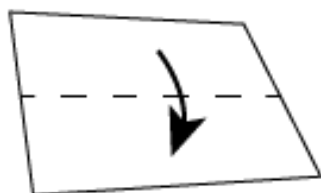
- piece of paper
- scissors
- something to write with (pens,pencils,markers, whatever you want!)
- optional: printed out pictures or cut outs from magazines

Guiding Questions

- What is your tradition called, does it have a name?
- Do you eat anything for your tradition?
- Who do you celebrate your tradition with?
- Are there any pictures or symbols that could represent your tradition?

**Have Fun
and
Be Creative!**

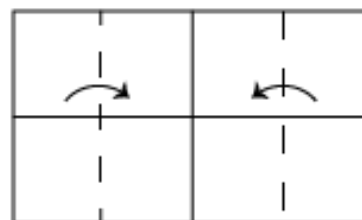
HOW TO FOLD YOUR ZINE



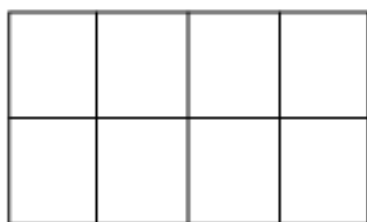
① Fold paper horizontally (hotdog style)



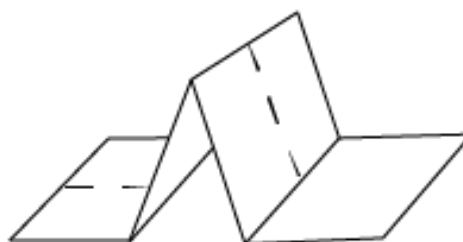
② Fold paper vertically (hamburger style)



③ Fold paper vertically into the middle on each side



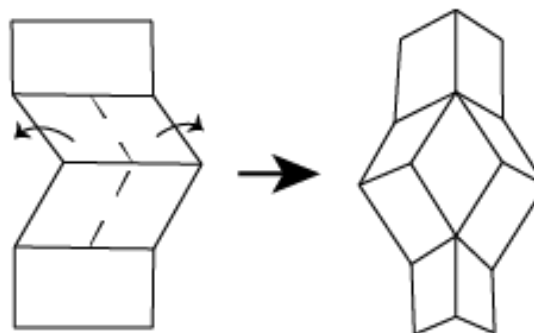
④ You should now have eight sections!



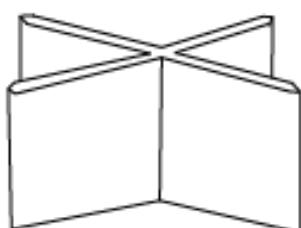
⑤ Fold like this



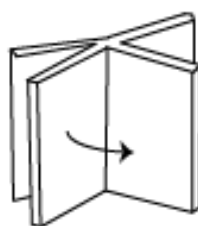
⑥ Cut on the dotted line!



⑦ Pull away from the middle



⑧ Fold like this



⑨ Flatten into a booklet



⑩ You have your zine!

